

Pure, refreshing,
crystal clear ice
on demand



Ice Makers

Quality | Cubed | Flaked

Whether you need ice for food display or drink consumption, it is liable to the same hygiene considerations as other foodstuffs. Foster ice makers offer complete temperature control and superb hygiene, giving you pure, clear ice for any application.






features & benefits






- > Seven Ice Cuber models with a range of outputs from 20 to 320kgs
- > Modular Ice Flakers producing clean flaked ice with a range of outputs from 120 to 220kgs
- > Ice dispenser with capacity to service 200-300 drinks per day



Image left to right: F202/SB150, F40, FID40

Specs

	 cabinet ice cubers	 F40	 F60	 F85	 ice dispenser FID40
Dimensions (w x d x h) mm	385 x 445 x 700	495 x 430 x 815	690 x 520 x 885	690 x 520 x 885	380 x 580 x 1720
Production/Storage (kg)	20/6.5	38/15	64/27	83/27	35/15

	 modular ice cubers	 F202	 F302	 Integral ice flaker FMIF120	 Modular ice flaker FMIF220
Dimensions (w x d x h) mm	with 100 Bin: 570x 810 x 1635 with 150 Bin: 850 x 810 x 1670	with 150 Bin: 850 x 810 x 1670 with 210 Bin: 1078 x 870 x 1590	with 150 Bin: 850 x 810 x 1670 with 210 Bin: 1078 x 870 x 1590	680 x 510 x 1000	850 x 795 x 1640
Production/Storage (kg)	130/150	215/150	320/210	120/27	100/150

NB: Output figures quoted based on +10°C water input and ambient air temperature.

Drinking Water Coolers






Fresh | Chilled | Water

Essential coolers for convenient, fresh, chilled water, whenever you need it. All models comply with the Water Regulation Advisory Scheme (WRAS) requirements.



Image left to right: CTDWC25, DWC25, DWC23 DC

Specs

	 DWC 15	 DWC 25	 DWC 25
Dimensions (w x d x h) mm	325 x 340 x 1230*	325 x 340 x 1230*	325 x 340 x 1230*
Output (litres per hour)	15	25	25
	 DWC 23DC	 CTDWC 25	
Dimensions (w x d x h) mm	325 x 340 x 1185**	280 x 520 x 400	
Output (litres per hour)	23	25	

Note:
* DWC height includes 270mm for curved tap.
** height includes cup dispenser.

Water installation kit available on request

DWC Models:

- > Range of three, free-standing water dispensers, offering outputs from 15, 25 or 50 litres of chilled water per hour
- > 304 grade stainless steel finish as standard for easy cleaning and hygiene
- > Simple connection to mains water and convenient single-phase electrical supply for easy installation
- > Easy to operate by curved tap or push button

DWC Direct Chill Model:

- > Direct chill 23 litres per hour
- > Mains water supply, no drain required
- > Cold and ambient water supply on demand means no stagnant water
- > Durable, simple design

CT DWC Counter Top Model:

- > Neat, compact, counter-top water chiller
- > Mains water supply, no drain required
- > Delivers 25 litres of chilled water per hour, plus ambient water alternative
- > Hygienic, push button water delivery - no taps mean no contamination
- > Sealed ice bank system delivers fast efficient chilled water (3 to 10°C adjustable)