

Ice Solutions for FS Dealers

Ice Machines

The preferred ice type – Chewblet ice

Ice and Water Dispensers

More ice in a smaller footprint

Ice Storage and Transport Bins

Safer and more sanitary ice transport

Ice and Beverage Dispensers

Provide an upscale drink station

FOLLETT[®]



Chewblet® ice



Drive fountain drink sales

70% prefer Chewblet ice
over cube ice



Two ice sizes

Chewblet 5/8" x 1" long
Micro Chewblet™ 5/8" x 3/8" long



Matches the performance of cube ice

Melts at a similar rate and
produces the same cold plate performance



Great drink displacement

Better displacement than cube ice
reduces syrup costs



Reliable dispensing



Two ice types

Chewblet

5/8" x
1" long



Micro Chewblet

5/8" x
3/8" long



Follett has best nugget ice quality for improved dispensing

Ice quality

96 – 99%

87 – 91%

80%


74%

Cube ice

Follett Horizon Elite™
Chewblet ice

Competitive
nugget A

Competitive
nugget B



Chewblet ice machines – RIDE® ice delivery eliminates scooping



Easier cleaning,
sanitizing and maintenance

- No ice machine on top of dispenser
- Service can be performed in back



More flexible design

- Locate on a wall, floor or undercounter for an upscale, “out-of-view” installation
- Remove heat and noise from customer area
- Exclusive capability to auto-fill drop-ins




Safer and more sanitary

Eliminates risk of slips/falls/strains and
contamination from scooping

RIDE ice delivery





Chewblet ice machines – Advanced scale-inhibiting design

Horizon Elite uses fresh inlet water to force dissolved solids to the reservoir where they are isolated and expelled in low volume flushes



Eliminates fast scale buildup, even after a full year of use



Lower cost of ownership – reduces maintenance required to descale



Produces purer ice for even more reliable dispensing

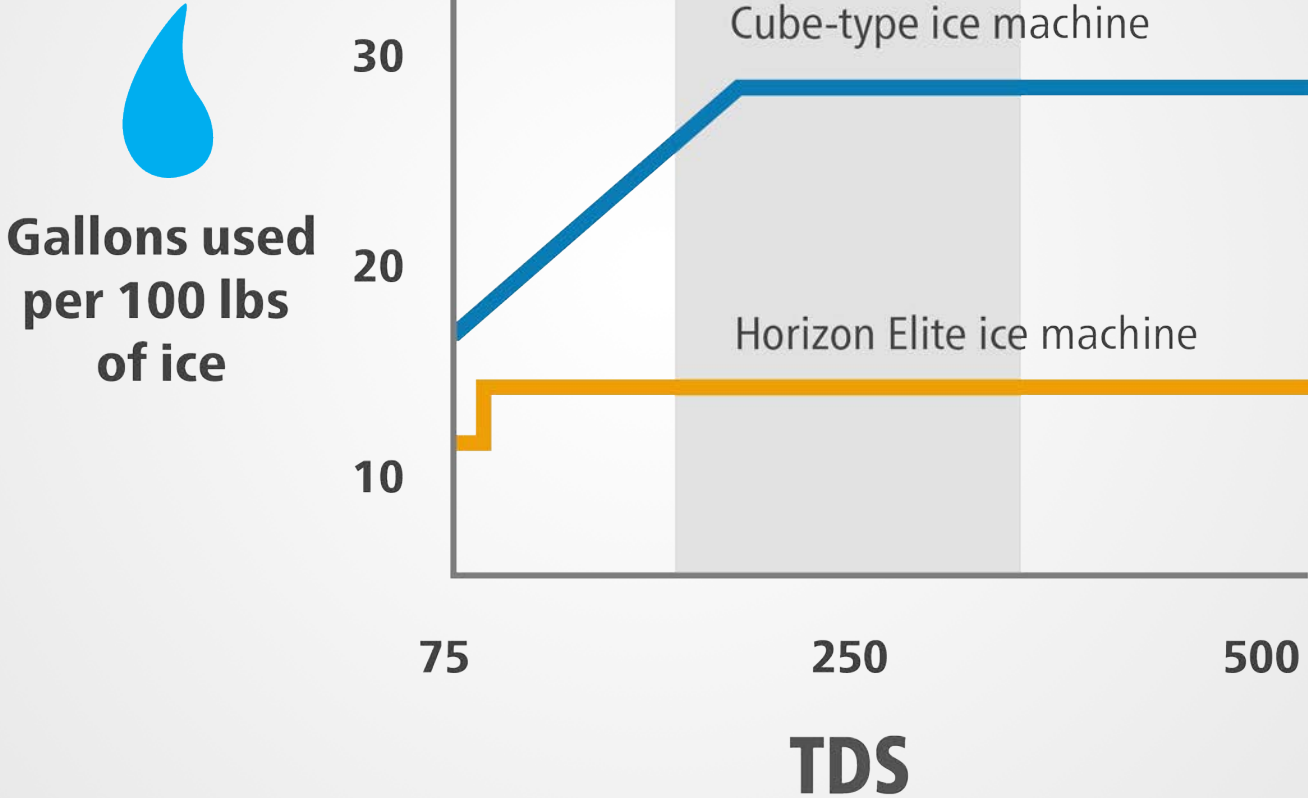


Technology lowers water use by up to 50%



Expensive water treatment like RO systems are no longer needed

Water usage



Eliminate scale buildup – lower cost of ownership, even in poor water conditions


Heavy scale on
ice machine components

QSR – Fox Lake, IL



Horizon Elite evaporator with no
scale after 1 year at same location
as ice machine shown to left.

QSR – Fox Lake, IL



Horizon Elite auger with
no scale after 18 months
in 700 PPM TDS

C-store – Amarillo, TX



Fast and easy – Only 15 minutes of active cleaning time. The ice machine does the rest, all in under an hour.



1 – Press the clean button. Wait for LO WATER light to come on.



2 – Fill cleaning cup with SafeCLEAN Plus™ cleaning solution until HI WATER light comes on. The ice machine does the rest!



3 – Insert a dry SaniSponge™ followed by a sponge soaked in SafeCLEAN Plus cleaning solution. As ice is harvested, it will push the sponges through the ice transport tube to sanitize it. Catch and discard the sponges and a small amount of ice.

Ice distribution with Ice Manager™ diverter valve system



Install up to 75' away from
point of storage



Fewer ice machines to
purchase, install and maintain



Manage your ice production
capacity more efficiently

Typically only 50% run time

Use overnight production
capacity to fill a bin



15" Undercounter Chewblet ice machines



7 Series is industry's only undercounter ice dispenser – more sanitary



Highest capacity ice making in its class – 90 to 125 pounds a day



Tempo has largest storage capacity in its class – 30 pounds



Tempo comes standard with factory installed drain pump and has option of a factory installed filter

7 Series



Tempo™



Maestro Plus™ ice machine bin



Industry best – 425 lb production
and 75 lb storage



Only 24” wide



Customer-preferred
Micro Chewblet ice



Great for moderate volume
applications like deli, pizza and
coffee shops





Chewblet ice and water dispensers



Great for refreshments anywhere!
Cafeterias, break rooms, meeting
spaces and lounges



7 and 15 Series do not require a
drain and produce 100 pounds of
ice a day

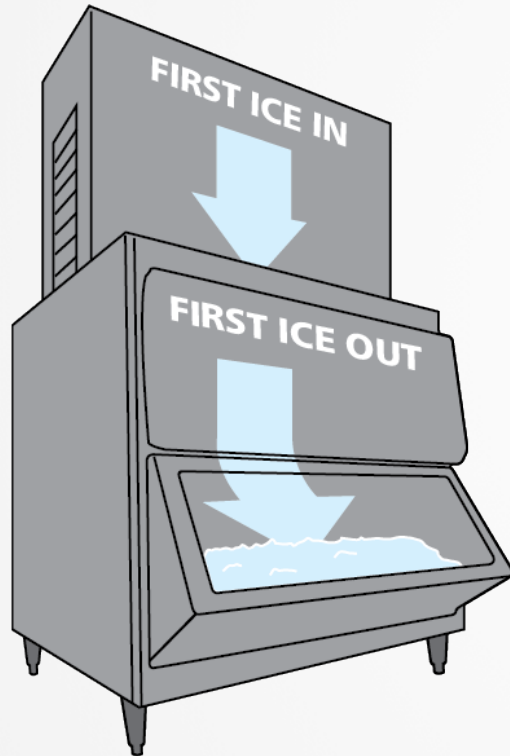


Symphony Plus produces 425
pounds of ice a day. That's 17.5
pounds of ice an hour! Models with
up to 90 pounds of ice storage can
serve up to 300 people.

Symphony Plus™



Upgrade your slope front bin to a Follett upright bin



First ice in. First ice out.
Continuous turnover of ice avoids development of off-flavors and odors.



Front access to ice with SmartGATE® eliminates reaching in to bin to scoop

- Faster and more sanitary. Hair and clothes stay out of the ice storage area.
- Better control of ice to avoid spills that can lead to slips and falls

Slope front bin



Ice storage and transport



All the benefits of our upright bins, plus



Sanitary gravity dispense eliminates scooping



Increase storage capacity with the same footprint



Transport carts are faster, more sanitary and an aesthetically cleaner way to transport ice in front of customers





Create an upscale beverage area with Vision and RIDE



Low profile – ice storage is out-of-view



Industry exclusive auto-fill with Chewblet ice



Better throughput – multiple users can operate at once



Vision™ ice and beverage dispensers

Upgrade the
aesthetics of
your beverage area

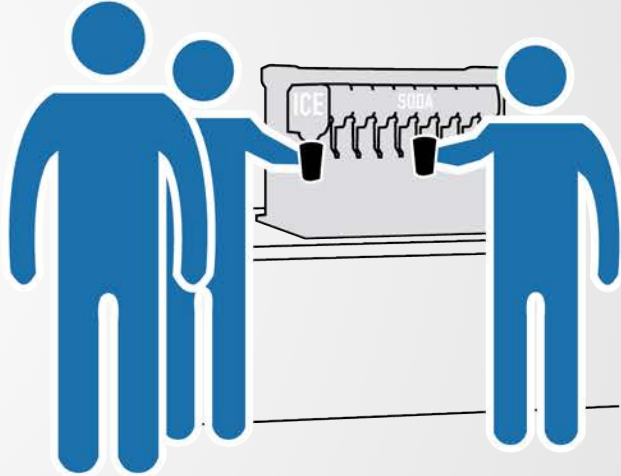
Improve throughput

One user at a time



Vision – Multiple users at a time

Faster throughput



Thank You

 info@follettice.com

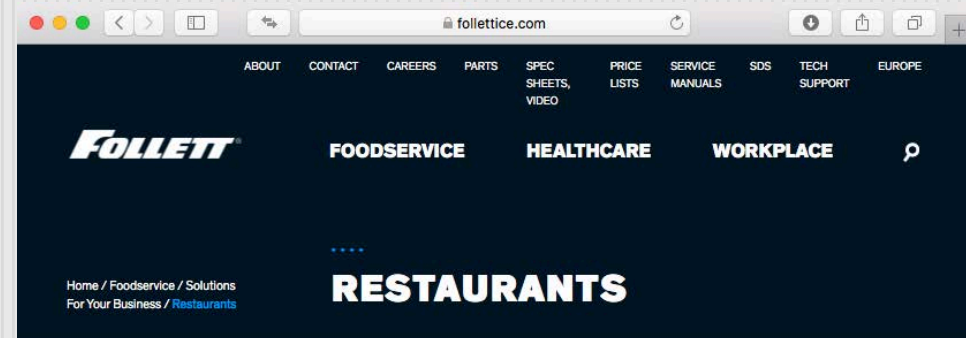
 www.follettice.com/FSdealer

 Tel. 800.252.7301

 [Linkedin.com/showcase/follett-foodservice](https://www.linkedin.com/showcase/follett-foodservice)



Visit [our website](http://www.follettice.com)
for literature, videos and additional information



foodservice

Ice Machines

Ice and Water Dispensers

Beverage Dispensers

Ice Storage and Transport

Solutions For Your Business

Convenience Stores

On-Site Dining

Restaurants

GIVE YOUR CUSTOMERS CHEWBLET
ICE

ICE IS FOOD - KEEP IT SANITARY

REDUCE YOUR OPERATING COSTS

SUPERIOR PERFORMANCE IN ALL
WATER CONDITIONS

MORE IN THIS SECTION

solutions for your business

[Give Your Customers Chewblet Ice](#)

[Ice Is Food - Keep It Sanitary](#)

[Reduce Your Operating Costs](#)

[Superior performance in all water conditions](#)

[Make Your Restaurant Safer](#)

[Follett Takes Care Of Your Ice - You Take Care Of Your Customers](#)

[Create An Upscale Beverage Station](#)